

**NORTH DAKOTA:** Wild Prairie Rose--Centers, Dark Orange, flowers, Deep Rose with Mid-pink inside lines; stems and leaves, Green.

**OHIO:** Carnation--Flowers, Red; stems, Green; leaves, Dark Green.

**OREGON:** Oregon Grape--Berries with lines, Light Purple; the remaining berries in Green; leaves in Terra Cotta; stems in Dark Green with an extra line of Terra Cotta.

**OKLAHOMA:** Mistletoe--Half of berries in White; remaining half in Yellow Green; dot on berries in Reddish Brown; leaves with lines in Dark Green; remaining leaves and stems in Green.

**PENNSYLVANIA:** Mt. Laurel--see CONNECTICUT.

**RHODE ISLAND:** Violet--see ILLINOIS.

**SOUTH CAROLINA:** Jessamine--Flowers, Yellow; stems and leaves, Medium Green.

**SOUTH DAKOTA:** Pasque Flower--Centers, Yellow; flowers, Violet; stems, Yellow Green.

**TENNESSEE:** Iris--Centers, Yellow; short lines on petals in Light Purple; flowers, Purple; stems, Yellow Green; leaves, Dark Green.

**TEXAS:** Bluebonnet--Flowers, Violet; leaves and stems, Green.

**UTAH:** Sego Lily--Large center, Orange; remaining part of center, Brown; flower, White; leaves and stems, Medium Green.

**VERMONT:** Red Clover--flowers, Mid-Rose; leaves and stems, Dark Green.

**VIRGINIA:** Dogwood--see NORTH CAROLINA.

**WASHINGTON:** Rhododendron--Centers, Light Orange; flowers, Deep Rose; stems and leaves, Dark Green.

**WEST VIRGINIA:** Rhododendron--see WASHINGTON.

**WISCONSIN:** Violet--see ILLINOIS.

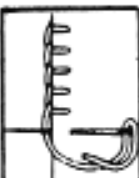
**WYOMING:** Indian Paintbrush--Lower petals, Deep Rose; upper petals, Mid-Rose; stems and leaves, Medium Green.



**RUNNING STITCH**



**SATIN STITCH**



**BLANKET STITCH**



**OUTLINE STITCH**



**LOOP OR LAZY DAISY STITCH**



**FRENCH KNOTS**




**SPOKE STITCH**



**FOR LEAVES**

**STATE FLOWER QUILT IN EMBROIDERY**



**TRANSFERRING EMBROIDERY DESIGNS**

Cut away from the TRIAL designs and any parts not desired. Cut separate designs (if any) apart, leaving as much paper margin around edges as possible. Place fabric to be stamped *right side up* on an ironing board and place transfer on material *printed side down*. Center design carefully, having ends an even distance from, or parallel to, edges of fabric. Pin or baste in place for stamping. For best results, *before* transferring motif, test TRIAL motif on scrap (of fabric to be used) to determine correct heat and pressure required—as fabric textures vary. Press over motif with a hot iron. Before removing transfer, lift a corner to be sure the design is properly transferred.

STITCHES: Loops in Lazy Daisy; dash lines in Running; dots and tiny circles in French Knots; short lines in Straight or Spoke Stitch; petals with short lines extending from petal edge in Blanket; small petals and berries in Satin; single continuous lines in Outline.

ALABAMA: Camellia--Petal edges in Mid-Rose Outline Stitch; center in Yellow French Knots; petal lines in Yellow Spoke Stitch; leaves in Green Outline; stems in Brown Satin.

ALASKA: Forget-Me-Not--Center in Yellow; Flower in Blue; Stem and Leaves in Green.

ARIZONA: Cactus Flower--Center, Dark Orange; Flower before opened, Medium Green; open flowers, White; thorns, Reddish Brown.

ARKANSAS: Apple Blossom--Center, Yellow French Knots; Lines on petals, Deep Rose; remaining parts of flowers, Mid-Rose Pink; veins on leaves, Dark Green, leaves and stems, Medium Green.

CALIFORNIA: Golden Poppy--Buds, Yellow; centers, Terra Cotta; flowers in Light and Dark Orange (shadow in the darker shade); stems, Yellow Green.

COLORADO: Columbine--Centers, Light Orange; flowers, Light Purple making inner petals of flowers in White; stems, Dark Green; leaves, Medium Green.

CONNECTICUT: Mt. Laurel--Cross on each flower, Yellow; flowers, Mid-Rose; stems and leaves, Yellow Green.

DELAWARE: Peach Blossom--Centers (dots), Yellow; short lines of centers, Yellow Green; flowers, Mid-Rose making a second (inner) row of Mid-Pink; leaves and stems, Green.  
FLORIDA: Orange Blossom--Centers, Dark Orange; flowers, White, outlined in Deep Rose for shadow; stems, Dark Green; leaves, Medium Green.

GEORGIA: Cherokee Rose--Petal edges in Mid-Rose Outline; short lines on petals, Deep Rose Spoke Stitch; Green Outline for leaves; Brown Satin for stems.

HAWAII: Hibiscus--Center, Yellow; flower, Terra Cotta; stems and leaves, Green.  
IDAHO: Syringa--Centers, Yellow; flowers, White; leaves and stems, Yellow Green.

INDIANA: Peony--Petal edges in Mid-Rose Outline Stitch; lines on petals, Deep Rose Spoke Stitch; leaves, Green.  
ILLINOIS: Violet--Centers, Orange; flower, Deep Purple; Stems, Medium Green; leaves, Dark Green.  
IOWA: Wild Rose--Centers, Dark Orange; French Knots, Yellow; flowers, Mid-Pink; veins on leaves, Yellow Green; leaves and stems, Dark Green.

KANSAS: Sunflower--Center, Reddish Brown; petals, Yellow; stems and leaves, Dark Green.

KENTUCKY: Goldenrod--Flowers, Yellow; stems and leaves, Dark Green.

LOUISIANA: Magnolia--Centers, Light Orange; petals (lines), Mid-Pink; flowers, White; leaves and stems, Yellow Green.

MAINE: Pine Cone--Cones, Light Brown; needles and stems, Dark Green.

MARYLAND: Black-eyed Susan--Centers, Reddish Brown; flowers, Light Orange; stems, Green; center line of leaves, Green; leaves, Medium Grass Green.

MASSACHUSETTS: Mayflower--Centers, Yellow; flowers, Mid-Rose with inner row of Mid-Pink; stems, lines on leaves--Reddish Brown; leaves, Dark Green.

MICHIGAN: Apple Blossom--See ARKANSAS.

MINNESOTA: Lady Slipper--Largest petal, Red; remaining petals, White with shadows of Deep Rose; leaves, Green.

MISSISSIPPI: Magnolia -- see LOUISIANA.

MISSOURI: Hawthorne--Centers, Dark Orange; flowers, White; leaves and stems, Medium Green.

MONTANA: Bitterroot--Root, Reddish Brown; leaves, Green; centers, Yellow; flowers, Mid-Rose; stems, Yellow Green.

NEBRASKA: Goldenrod--see KENTUCKY.

NEVADA: Sagebrush--Flowers, Orange; leaves, Yellow Green; Stems--Green.

NEW HAMPSHIRE: Lilac--Flowers, Light Purple;

Leaves, and stems, Green.

NEW JERSEY: Violet--see ILLINOIS.

NEW MEXICO: Yucca--Flowers, White with shadow on some petals in Brown; stems and leaves, Dark Green.

NEW YORK: Rose--Lines on petals, Light Orange; Petals, Yellow; stem, Green; leaves, Dark Green.

NORTH CAROLINA: Dogwood--Centers, Yellow; Dark tips of petals, Reddish Brown; flowers, White with inner line of Mid-Pink; stems and leaves, Medium Green.

SIZE: Without Border -- 50" x 100"  
With Border -- 56" x 106"

NUMBER OF BLOCKS: 50 -- Finished size, each  
10" with border.

MATERIALS:

4 yards of 39" wide white fabric for blocks and border.  
5 3/4 yards of 36" wide pink (or color desired) for  
border strips on blocks.

O.N.T. Six-strand embroidery floss in the following  
Colors: Yellow, Bright Yellow, Light Green, Dark Green,  
Medium Green, Yellow Green, Mid Rose Pink, Mid Pink,  
Deep Purple, Light Purple, Violet, Light Brown, Reddish  
Brown, Dark Orange, Light Orange, Deep Rose, Terra Cotta  
or Tropic Orange, Red, Black and White.

Lining: 3 yds. of 72" wide bleached white muslin  
sheeting. (Launder before cutting to size.)

Interlining: Cotton Batting for Interlining--56" x 106".  
(Follow Directions on Wrapper for fitting Interlining.)

MAKING BLOCKS:

Step 1: Trace off Border Strip along solid lines onto  
a piece of tissue or tracing paper. Place on thin  
cardboard or a blotter and cut out for Pattern Piece.  
Seam Guide--Make another pattern in same manner tracing  
off along the dotted lines.

Measure off a  $6\frac{1}{2}$ " square on a heavy piece of  
cardboard; cut out and use as Pattern Piece for White  
Blocks. Seam-Guide--measure off and cut out another  
square measuring 6" square.

Step 2: Border Strips: Cut 2 strips, each 56" x 4", and  
another two strips, each 106" x 4" lengthwise from white  
material. Cut 50 blocks from remaining white fabric, using  
 $6\frac{1}{2}$ " square pattern piece.

Embroidery: Center motif on right side of block  
and transfer, following Transferring Directions. Embroider  
following Embroidery Directions, using 3 strands of Black  
and Outline Stitch for State and Flower names; and 4 strands  
(or thickness desired) for the Flower Motifs.

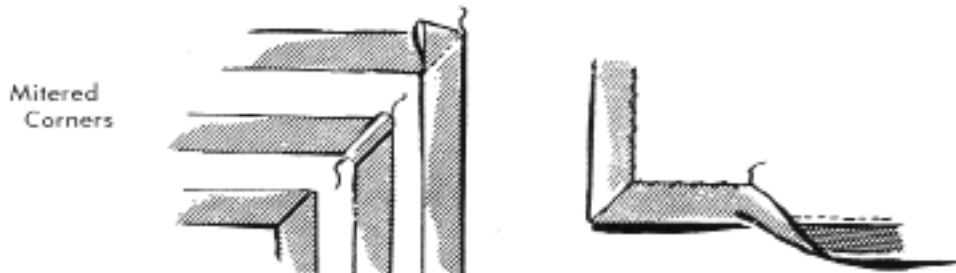
Seam-guide: Place fabric block, wrong side up, on  
ironing board; place seam-guide pattern on top of fabric  
turn back seam allowance and press.

Step 3: Using Pattern Piece for Border Strip, cut 200 from  
pink fabric. Place these strips on ironing board, wrong  
side up; place Seam-Guide for Border strip on top of strip,  
being careful to have wider seam on long edge, and press  
back material for easy seaming.

Step 4: Using machine (or hand stitching if desired), stitch border strips to blocks, making  $\frac{1}{4}$ " seams and mitering the corners.

Step 5: Stitch Blocks together, making  $\frac{1}{8}$ " seams and having them in alphabetical order either crosswise or lengthwise as desired.

Step 6: Find center point of border strips; and top, bottom and sides of quilt. Matching these center points, stitch border strips in place around the quilt edge. Miter the corners.



LINING and INTERLINING:

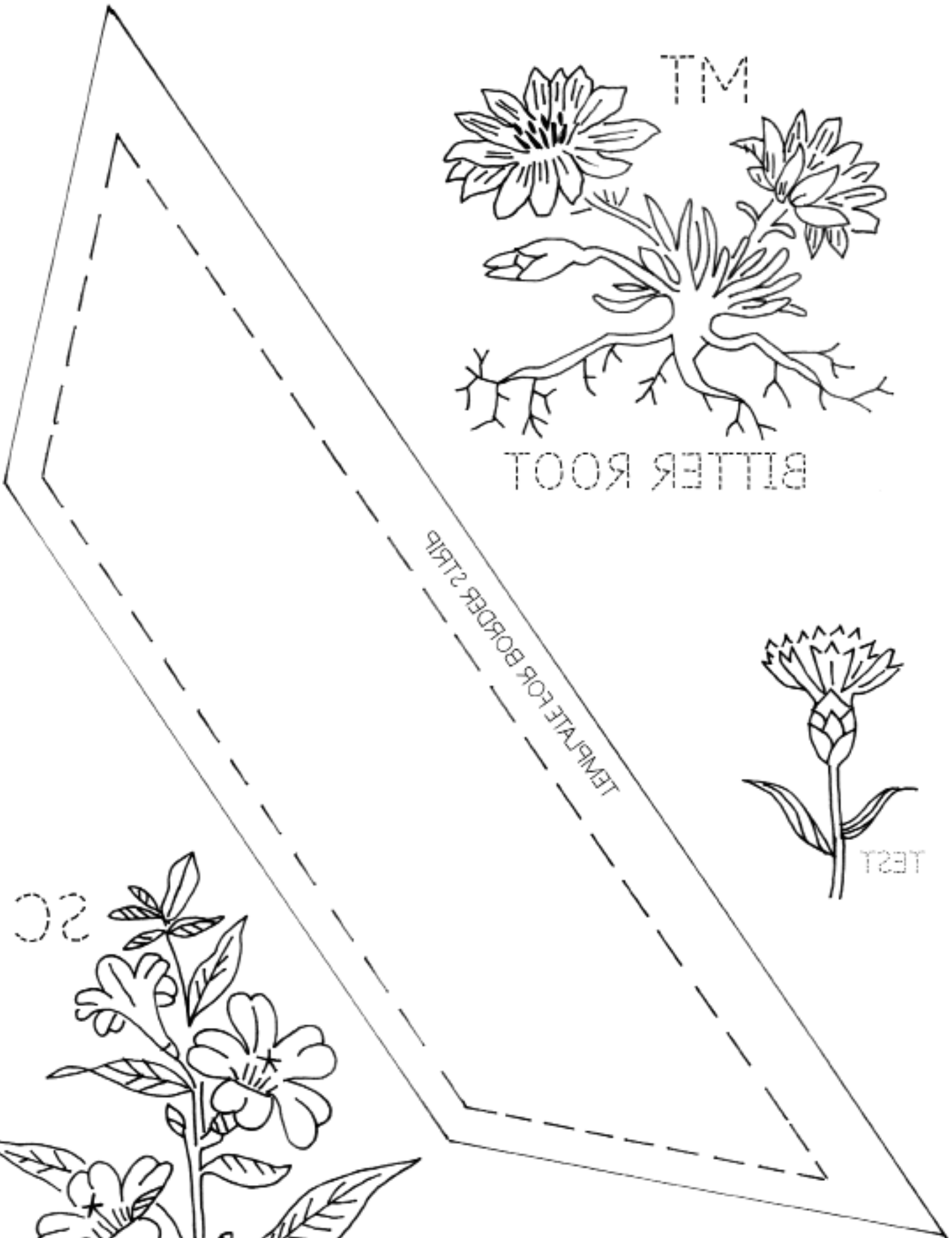
Cut 1" smaller around than the quilt-top, with border. Place quilt-top, wrong side up, on a flat smooth surface (such as the floor); interlining on top of it; lining (right side up, smoothing out wrinkles) on top of interlining. Baste all three layers together, working from the center out as shown. Turn in border seam allowance and whip-stitch in place.



QUILTING:

Using a fine running stitch and matching thread, quilt along each seam line on block and through the middle of border strips, being sure to work through all three layers. If desired, the embroidery blocks may be quilted in the diamond design--diagonal lines crossing each other.






BITTER ROOT



JESSAMINE

HO  
NOTANQAO



A9




9A  
J3QUAJ.TM MO220J8 3J9QA



KO209

YA



IV



DE



FECH BFO220W AIOFEL  
TEJOIV MO220J8 HCAEQ

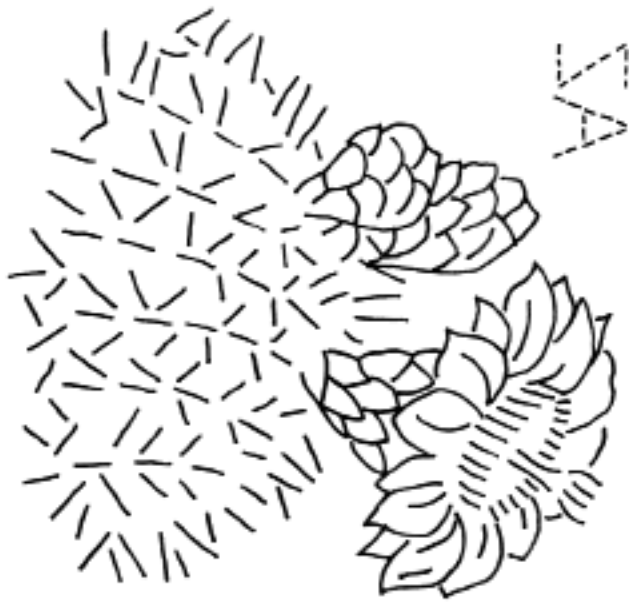
2M

ALIONGAM



ZA

REWOJF 2UTCAC



VM

H2U98 EDA2



AK

TOM-EM-TEGROF



HM

CAJH



UM

TEJOIV





AG

CHEROKEE ROSE



IL

IOFLOR



DI


ADMIRALTY

HI



HIBISCUS

K2



REWOLF MUSE

AI



FLORIDA QUINCE




ALLIEMAC



JA

YMO3q



MI

999q112 YDAI



MM

MO220JB

3QMA90



FE

GODNEQJOG



KY

Y990q



AO

TEMOMEL



TX

ORONORON



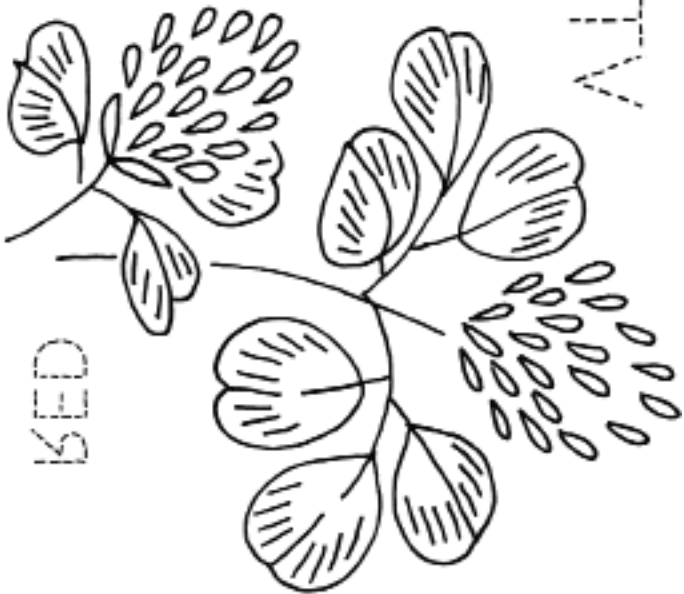
OR

FLOWER



Q2

QVODJ



TV

Q31

WISITELOE



OK

JESUAL.TM



CI

50 State Flower Quilt #2963 ©PatternBee ~not for resale~



AV

DOGWOOD

50 State Flower Quilt #2963 ©PatternBee



19

VIOLET



WV

RHODODENDRON



TU

YLL0032



YM

MAIQMI

H2U98 TMA9



AW

RHODODENDRON



QD

3209 3I9IA99



DOGWOOD

MC

ALJOMGAM



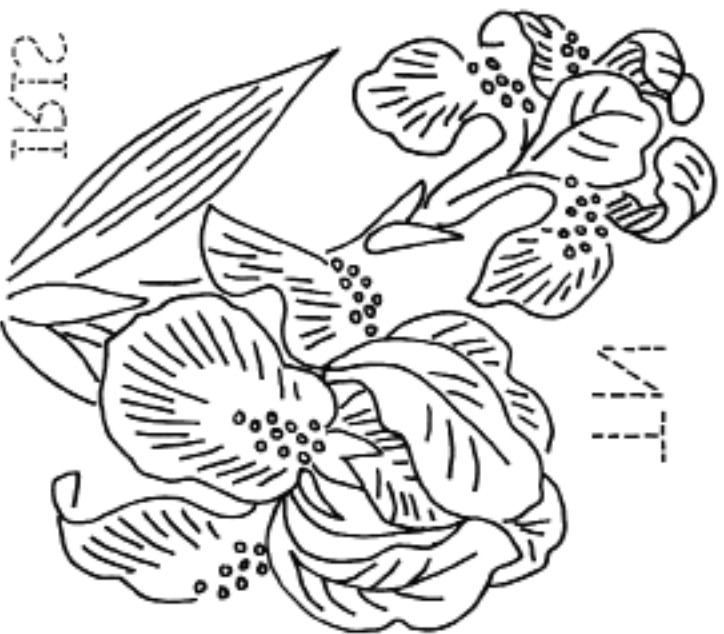
AJ

50 State Flower Quilt #2963 ©PatternBee ~not for resale~



ME

QD9MEJLOQ



NT

2191



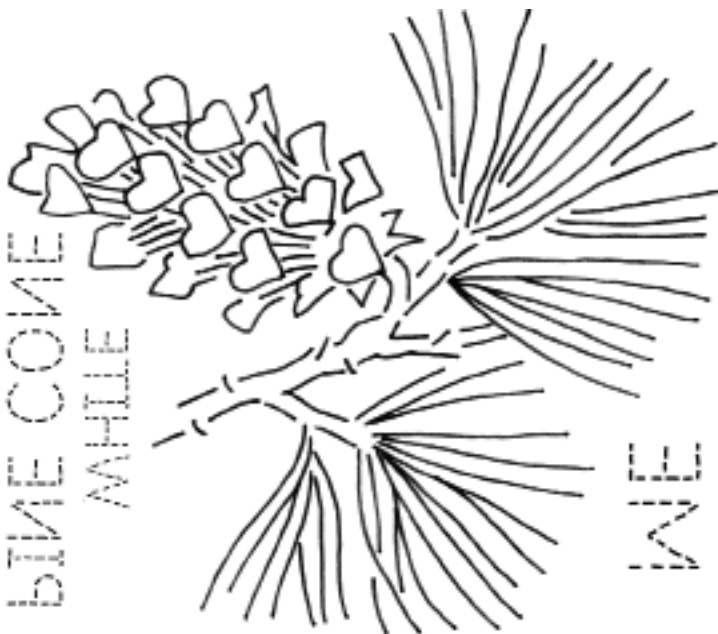
MM

ACCUY



MOHTWAH

NO



YNE CONE  
WHLE

EM



BLACK  
DEYE  
MAZUS

ND

REWOJYAM



AM



MOZOLB 3199A

MI

COJMBLOO



CO